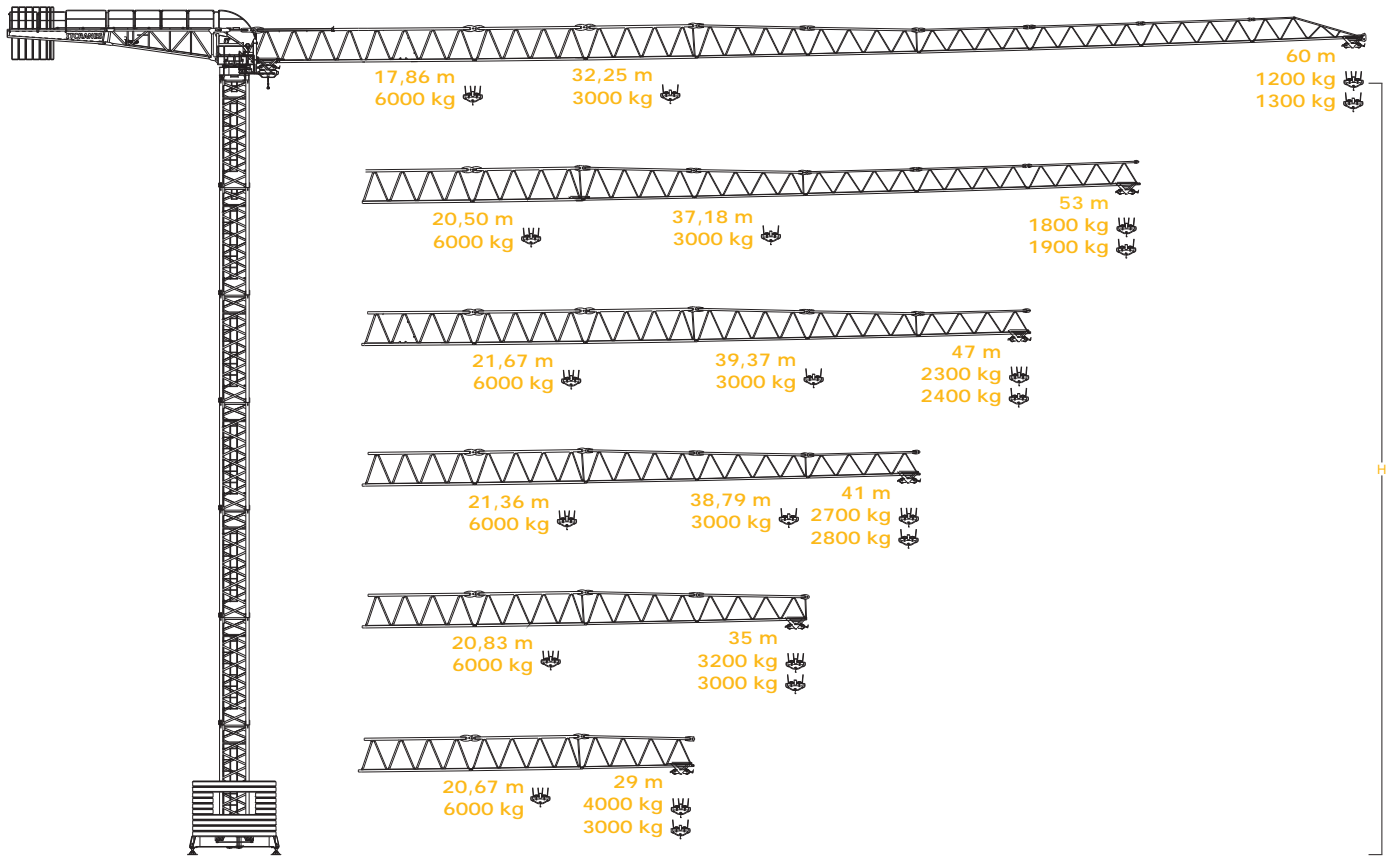





















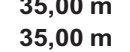



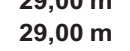




### FLAT TOP - TOWER CRANE



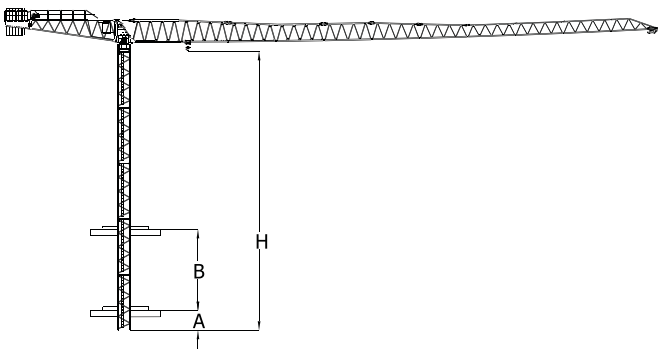
**CE FEM 1.001 A3**

Product specifications and prices are subject to change without notice or obligation. The photographs and/or drawings in this document are for illustrative purposes only. Refer to the appropriate Operator's Manual for instructions on the proper use of this equipment. Failure to follow the appropriate Operator's Manual when using our equipment or to otherwise act irresponsibly may result serious injury or death. The only warranty applicable to our equipment is the standard written warranty applicable to the particular product and sale and Irmãos Tavares 2 makes no other warranty, express or implied. Products and services listed may be trademarks, service marks or trade-names of Irmãos Tavares 2 and/or its subsidiaries in Portugal and other countries and all rights are reserved.

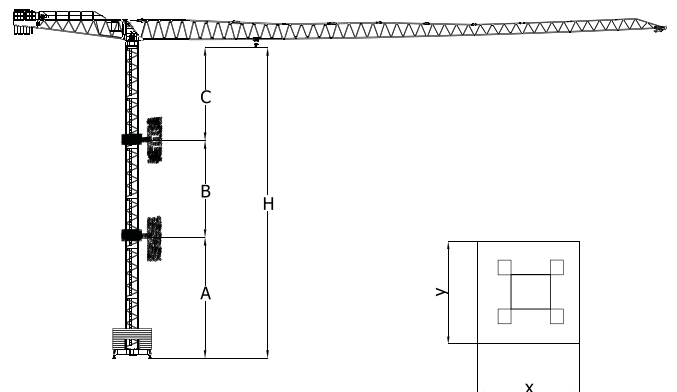
### LOAD DIAGRAM

				m	23	29	35	41	47	53	59	60
  												
	3 t	32,25 m	t	3,00	3,00	2,71	2,21	1,84	1,56	1,33	1,30	
	3 t	31,45 m	t	3,00	3,00	2,61	2,11	1,74	1,46	1,23	1,20	
	6 t	17,86 m		4,43	3,33	2,61	2,11	1,74	1,46	1,23	1,20	
  												
	3 t	37,18 m	t	3,00	3,00	3,00	2,66	2,23	1,90			
	3 t	36,23 m	t	3,00	3,00	3,00	2,56	2,13	1,80			
	6 t	20,50 m		5,24	3,96	3,13	2,56	2,13	1,80			
  												
	3 t	39,37 m	t	3,00	3,00	3,00	2,85	2,40				
	3 t	38,34 m	t	3,00	3,00	3,00	2,75	2,30				
	6 t	21,67 m		5,60	4,24	3,37	2,75	2,30				
  												
	3 t	38,79 m	t	3,00	3,00	3,00	2,80					
	3 t	37,77 m	t	3,00	3,00	3,00	2,70					
	6 t	21,36 m		5,50	4,17	3,30	2,70					
  												
	3 t	35,00 m	t	3,00	3,00	3,00						
	3 t	35,00 m	t	3,00	3,00	3,00						
	6 t	20,83 m		5,34	4,04	3,20						
  												
	3 t	29,00 m	t	3,00	3,00							
	3 t	29,00 m	t	3,00	3,00							
	6 t	20,67 m		5,29	4,00							
  												
	3 t	23,00 m	t	3,00								
	3 t	23,00 m	t	3,00								
	6 t	19,73 m		5,00								

### OTHER CONFIGURATIONS



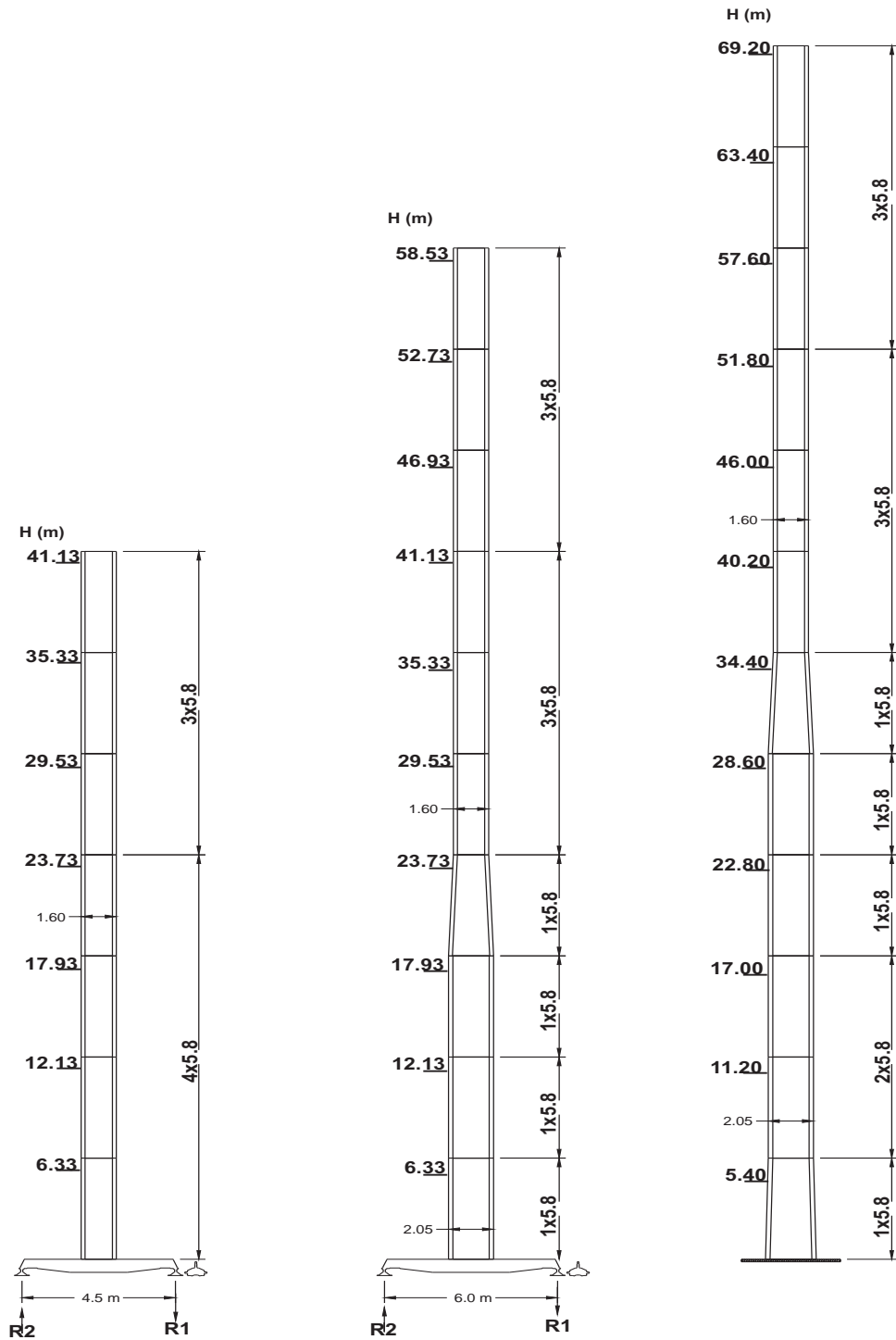
**i** Bottom climbing crane



**i** Crane tied to the structure

**i** Consult us

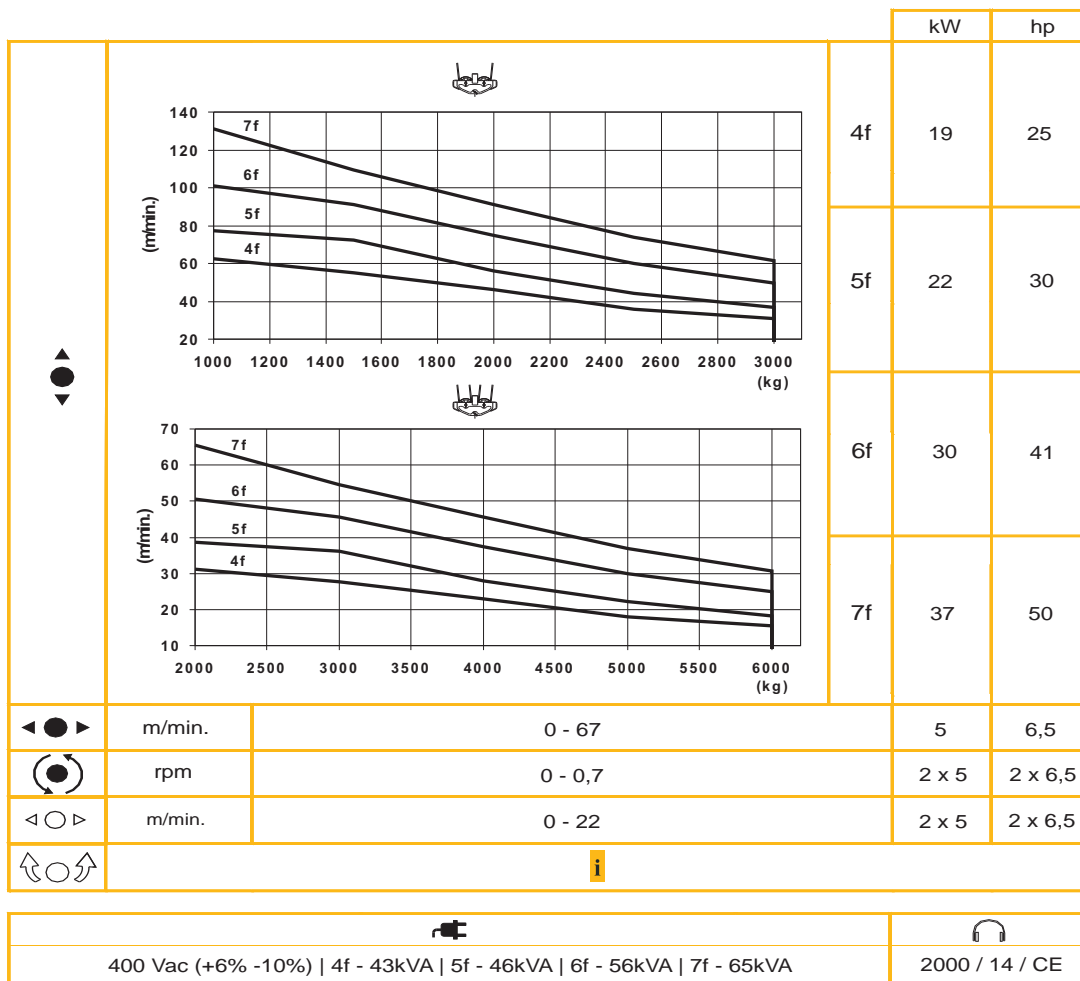
### TOWER



i Maximum under hook height

## IT tf 115-6 160Lc

### MECHANISMS



						
Hoisting	Trolleying	Slewing	Travelling	Travelling	Power requirements	Directive on noise level

