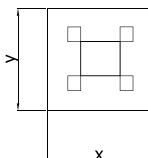



## PNEUMATIC "ATEX" TOWER CRANE

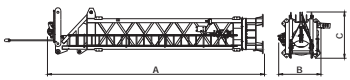
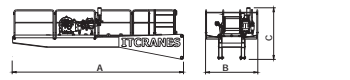
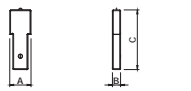
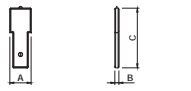
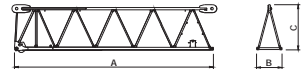
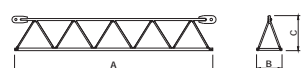
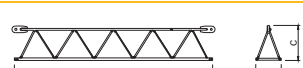

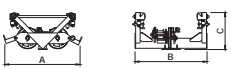
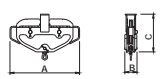

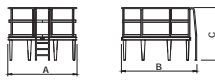
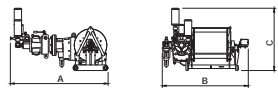
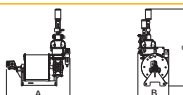


**i** Consult us

**CE FEM 1.001 A3**






Product specifications and prices are subject to change without notice or obligation. The photographs and/or drawings in this document are for illustrative purposes only. Refer to the appropriate Operator's Manual for instructions on the proper use of this equipment. Failure to follow the appropriate Operator's Manual when using our equipment or to otherwise act irresponsibly may result serious injury or death. The only warranty applicable to our equipment is the standard written warranty applicable to the particular product and sale and Irmãos Tavares 2 makes no other warranty, express or implied. Products and services listed may be trademarks, service marks or trade-names of Irmãos Tavares 2 and/or its subsidiaries in Portugal and other countries and all rights are reserved.








## ELEMENTS

IT tf 45-3	A (mm)	B (mm)	C (mm)	Peso (kg)
	8110	1517	1738	4045
	6425	1974	1940	2700
	800	380	2800	2500
	800	380	2800	2000
E1a 	6420	800	1555	1081
E2a 	6125	800	1077	510
E2 	6125	800	1075	405
E4a 	1688	800	1075	267
	960	956	490	110
	807	140	438	98
	2993	1238	2383	2285
	2605	2838	1976	80
	1673	1472	1065	844
	1045	507	1265	334

## IT tf 45-3 115Lc

### MECHANISMS

			kW	Bar
	m/min.	0 - 36	10,5	6
	ton.	3		
	m/min.	0 - 40	2,8	6
	rpm	0 - 1	5	6
CEI 38  IEC 38			<b>kVA</b>	
230V (+6% -10%) 50Hz			4 kVA	

						
Hoisting	Trolleying	Slewing	Travelling	Travelling	Power requirements	Directive on noise level

